





# About BDi Machinery

BDi Machinery Sales Inc. was started in 1996 to meet specialty agricultural equipment, tool and machinery needs of fruit, vegetable, and nursery growers. Located in Macungie, Pennsylvania, 60 miles northwest of Philadelphia, we pride ourselves on being a partner to our customers and customers of our dealers, to provide them with the latest technological advances in agricultural specific equipment. We specialize in sourcing and distributing innovative agricultural equipment from around the world.

## FARMING MADE BETTER ONE MACHINE AT A TIME

### Index

BDi Machinery	
Small Sprayers	3
CIMA	
Sprayers	4-5
Sprayheads	5-7
Infaco	
Pruners/Tying Machine	8
Lisam	
Pruners	9
Checchi & Magli	
Potato Diggers	9
Rinieri	
Vineyard Equipment	10-11
Orchard Equipment	12-13
Cultivators	14-15
Inter-row Tillage	16
Shredders/Mowers	17

Olmi	
Vineyard & Orchard Deleafers	18
Holmac	
Nursery Equipment	19
Serrat	
Drag Mower	20
AEDES	
Mechanical Weeder	20
Tortella	
Spaders	20
Ortolan	
Power Harrows/Buriers	21
CrushingTech	
All Crusher	21
Chianchia	
Nut Harvesting/Cleaning	22
Sorting/Shelling/Drying	23

#### LEGEND



Vineyard



Orchard



Nursery



Row Crop



## P35



### Low Volume Atomization Sprayer

The P35 is just the right size for small acre or start up growers, offering the features of a full sized sprayer in a compact flexible format. The Cifarelli blower produces 235 MPH air flow, with droplet range of 100-150 $\mu$ . The CIMA fan-tail spray head is ideal for close dense crops, with an adjustable angle to best target different crop heights. The 30-gallon tank is just the right size to cover about one acre per fill up. The frame has a base that can sit on the back of a gator or golf cart, or attach to a 3 point hitch.

Model	Length	Width	Height	Weight
P35	36"	34"	36"	125 lbs
Optional	Description			
P35 Wheel Kit	Bolts to the standard frame to pull-behind tractors or ATVs			



## PH60



### Weed Sprayer

The PH 60 is a versatile 12 volt, 3 point hitch, herbicide sprayer. Adjustable spray booms with tilt control and a separate wand nozzle allows for flexible spraying. This unit will adapt to any area and has easy access controls.

Model	Work Width Range	Tank Size	12V Pump
PH60	5.5' to 10.5'	60 Gallons	5 GPM/60 PSI



## TCB



### Spray Boom & Cone Assembly

The herbicide boom arm with 20" rubber cone has a 110° flat tip nozzle which equals 24" spray. The off-center spray tip at 12" is also available.




*BDi P35 Small Acre Sprayer*



# The CIMA Advantage

CIMA has developed a delivery system that is able to treat more canopy with less water. Their simple transmission requires less maintenance with a fan that absorbs less HP than a conventional air-blast sprayer. All CIMA sprayers can be fitted with a variety of custom spray heads to target the treatment into the canopy with minimal over-spray.



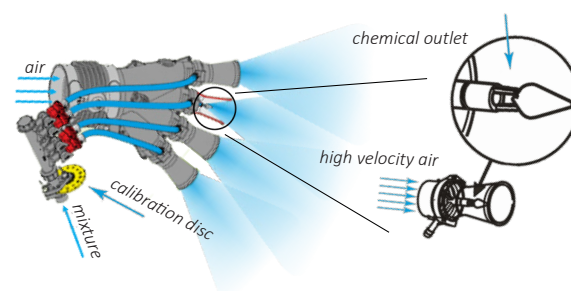
High Volume Sprayer



Low Volume CIMA Sprayer

CIMA's Low Volume sprayers create droplets of 100-150 $\mu$ , while standard high pressure sprayers commonly make droplets of 250-400 $\mu$ . Breaking down the liquid into smaller droplets allows for better coverage, more even distribution, and allows appropriate application without soaking your crop. The low volume system coats all surfaces of the system with air speeds around 170-200 MPH, achieving maximum coverage and a cleaner crop.

All CIMA spray heads can be easily adjusted to direct the spray into the crop with minimal over spray. Each spray outlet uses a specially designed no tip nozzle to produce the smaller droplet size. Calibration is easy and takes only seconds, as all spray heads use the CIMA quick change "Dial-a-Rate" calibration disc.



## 3-Point Sprayers

### Low Volume Atomization

CIMA's featured ergonomic design makes it possible to use a smaller versatile tractor. Choice of a variety of target heads to treat any canopy. All models come standard with internal mixing basket and a safety fresh water tank. Calibration is easy and quick with "Dial-a-Rate" and target control head. Air shear delivery system allows minimal active chemical usage to achieve great coverage.

Model	Tank (gal)	HP	Weight (lbs)	Controls
P42	80	20	459	Manual
P45	100	35	470	Manual
P50	100	50	529	Manual
P50	165	50	562	Manual
P55	165	85	562	Electric



P45 w/ 5x5



## Trailer Sprayers

*Low Volume Atomization*

CIMA's trailer sprayers range from 200-525 gallons and have a spray head available for virtually any crop. Low volume atomization delivery system will treat more canopy with 2/3 less water than conventional high-pressure sprayers. Low pressure also means low maintenance.

Model	Tank (gal)	HP	Weight (lbs)
T45	200	35	827
T45	300	35	851
T45	400	35	902
T50	300	50	1107
T50	400	50	1349
T55	300	85	1202
T55	400	85	1490
T55	525	85	1554



T55 w/ 2M4C

## Swivel Sprayers

*Low Volume Atomization*

CIMA's swivel sprayers come with a 200, 300, or 400 gallon trailer, and have a spray head available for virtually any crop.

Model	Tank (gal)	HP	Weight (lbs)
S50	200	50	1124
S50	300	50	1191
S50	400	50	1473
S55	400	85	1506




S50 w/ 2M2C

## Distribution Heads

CIMA offers a wide range of interchangeable spray heads designed to deliver optimal coverage. Adjustable air volume and directional features ensure excellent penetration and treatment of any canopy. Targeted spray and anti-drip technology means minimal over-spray and less wasted chemical, which is friendlier to the environment.


*All CIMA heads are not listed in this catalog.  
Visit [BDiMachinery.com](http://BDiMachinery.com) to see a full list of available spray heads.*



*Individual shut off valves + easy calibration!*

## All Purpose

4x4



*Available for all sprayers*

**Ideal for:**

Cacao trees, Pomegranates, Protea, Table grapes, Vineyards, Variety of crops

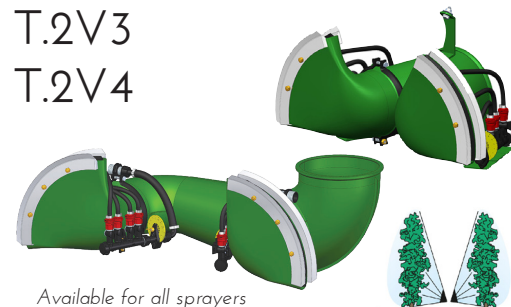
5x5



*Available for all sprayers*

T.2V3

T.2V4



*Available for all sprayers*

**Ideal for:**

Almond Trees, Apple, Apricot, Cherry, Hop Plant, Peach, Pear Trees, Pomegranate, Vineyard, Plums, Narrow Rows, Variety of crops



# Tower



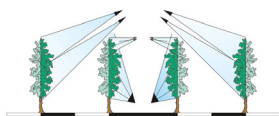
Tower spray heads are designed for a targeted approach to disease and pest control in tall canopies. Nozzles can be moved for use on various height crops.

**cima®**

## TC.4M4C



**Ideal for:**  
Vineyards  
Other Crops

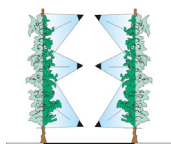


Available for P/S/T (45/50/55)

## T.6M2D (Narrow)



**Ideal for:**  
Raspberry Bushes  
Vineyards  
Narrow Rows  
Other Crops

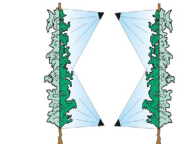


Available for P42, P/S/T45

## TC.2M2M



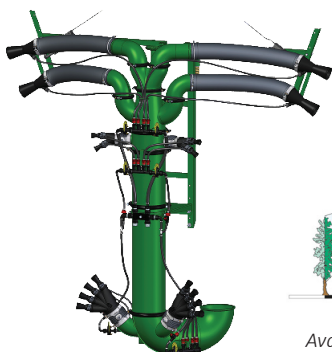
**Ideal for:**  
Apples  
Pears  
Tomato  
Vineyard



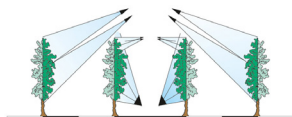
Available for P/S/T (45/50/55)

*Optional Electro Hydraulic Control*

## TC.2M4C

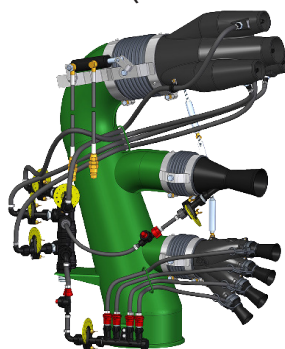


**Ideal for:**  
Blueberry  
Melon  
Vineyard  
Windy Areas  
Other Crops



Available for P/S/T (45/50/55)

## T.GC (Row Cannon)



**Ideal for:**  
Asparagus  
Tree Nurseries  
Vegetables  
Tobacco  
Blueberry  
Variety of Other Crops



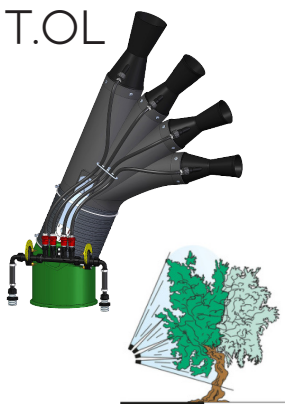
Available for P42/45/50/55, T45/50/55

*Optional Hydraulic Turn Device*

# Orchard

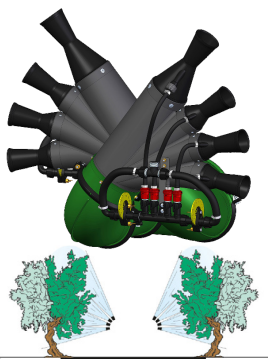


## T.OL



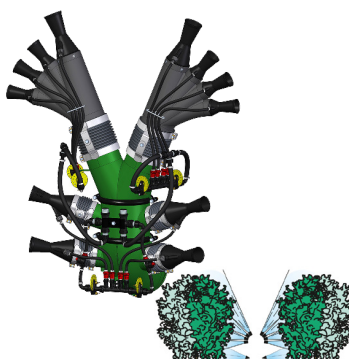
Available for P42/45/50/55

## T.2OL




Available for P50/55, T50/55, S50/55

## T.4C2OL



Available for P55, T55, S55

## T.4OL



Available for T55

Cima T50 with Row Cannon



## Multi-Row

CIMA makes several on target multi-row distribution heads for your needs. Simply match up your specific growing conditions to the configurations below to find the ideal spray head for your needs.

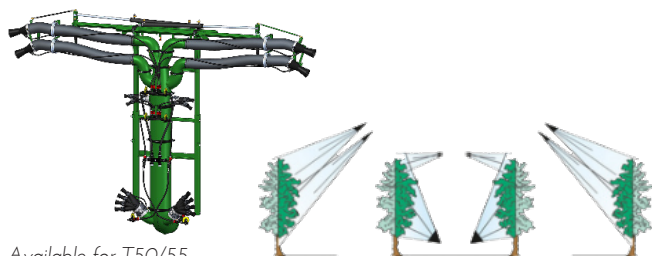
### TCF.2M2M (GREEN HUG)



Available for P/S/T50  
Hydraulic Folding Arms for Row Spacing of 7'-10'

**Ideal for:**  
Berries  
Vineyard  
Tunnels  
Windy Areas  
Other Crops

### TCI.4M4C



Available for T50/55  
Hydraulic Movement and Optional Electric Actuators for Cannons

### SYNERGY



Available for S55

**Ideal for:**  
Blueberry  
Vineyard  
Tomato  
Windy Areas  
Other Crops

### TS5.6M6C (Wrap-A-Round Boom)



Hydraulically Controlled, Optional Electric Hydraulic Controls

## Air Booms

CIMA Air Booms are designed for low bed row crops. Fully customizable with options including tank size, nozzles per bed, boom width, and number of outlets per nozzle.

### BM 8/10


Available for P42/45/50



Manual Fold

### B18

Available for P50/55



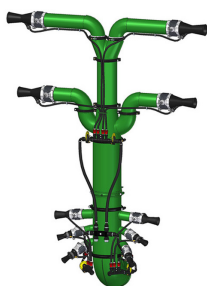
Electro-Hydraulic Fold

**Ideal for:**

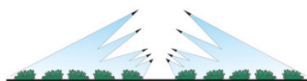
Berries  
Artichoke  
Potato  
Tomato  
Vegetables  
Other Crops

## Row Crop

### PM

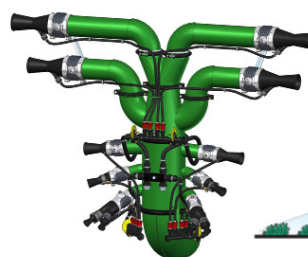


**Ideal for:**  
Tomato  
Onion  
Blueberry  
Other Row Crops



Available for P55, T55, S55

### PT



**Ideal for:**  
Potato  
Melon  
Blueberry  
Other Row Crops



Available for P55



## F3020

### Pruning Shears

The F3020 electric pruning shears have used 6 years of research, tests and fine tuning to present a worthy heir to the 3015. It features a lighter, more compact and easier to handle design while delivering higher cutting speeds and improved work comfort.



**Standard Kit**

1.57" Cut Capacity



**Medium Kit**

1.77" Cut Capacity



**Maxi Kit**

2.16" Cut Capacity



**Ultra-Compact  
Lithium-Ion Battery!**



### Extension Poles

Model	Length	Fixed	Telescopic	Corded	Battery
P9F120	53.9"	X		X	
P9T120	57" - 83.4"		X	X	
P9T1230B	61.4" - 86.6"		X		X
P9F210	89.3"	X		X	
P9F210B	92.9"	X			X
P9T210B	96.8"-157.4"		X		X



## Electric Sharpener

Sharpen your blades in record time! Thanks to its 3-pad connection, the A48V3 electric sharpener is compatible with batteries of all Electrocoup models (F3005, F3010, F3015, F3020).

## AT1000

### Tying Machine

INFACO's professional electric tying tool, the AT1000, is reliable and fast, making tying tasks effortless. Its versatility accommodates various types of ties. Its unique grip is identical to that of the F3020. It's now a true duo, from pruning to tying, that supports vine growers and orchard keepers in maintaining their farms. The AT1000 is 100% automatic, its ease of setup and operation rank highly amongst its many advantages.

*Pruner and Tying Machine Bundle Available! Call for more information!*



Infaco AT1000 Tying Machine



# Pneumatic Shears

Lisam pneumatic shears are made with magnesium alloy casting, allowing the operator to use them even at low temperatures without any power variations. Extension poles are available to reach higher branches.


## SLY



The lightweight and comfortable option for any farmer. Its high-performance piston and alloy construction allows for powerful and precise cuts at any temperature.

Cutting Capacity:	1.25"
Working Pressure:	150 PSI
Net Weight:	1.21 lbs
Air Usage:	3 CFM

## SANA SLY



A unique pneumatic scissor with a blade that is disinfected after each cut. Designed to avoid disease transmission between trees during pruning season.

Cutting Capacity:	1.25"
Working Pressure:	150 PSI
Net Weight:	1.21 lbs
Air Usage:	3 CFM

## SUPER SLY



Some trees are harder to prune than others, this shear is designed with that in mind. Created specifically for citrus, olive, and other hardwood trees, the Super SLY is up for any job.

Cutting Capacity:	1.625"
Working Pressure:	150 PSI
Net Weight:	1.76 lbs
Air Usage:	3.5 CFM



**Telescopic Extension Pole**  
Lengths from 4.1' to 9.8'



**Extension Pole w/ Quick Coupling**  
Lengths from 4.1' to 9.8'

# Potato Diggers



## SP50V



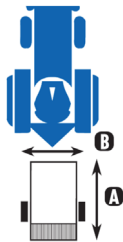
## SP100



## SP160



Model	Height	Weight	Engine HP	A	B
SP50V	33.5"	353 lbs	20 HP	63"	29.5"
SP100	45.5"	595 lbs	25 HP	59"	59"
SP150	51"	1,477 lbs	40 HP	109"	77"
SP160	51"	1,587 lbs	40 HP	109"	81"



Ideal for:  
 Potatoes  
 Onion  
 Garlic



# Vineyard Trimmers

## CRL Vision-1 L


w/ Double Acting Sick Bar



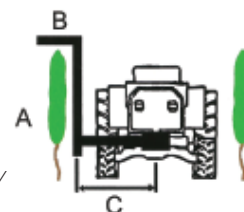
Great for muscadine grapes!

## CRL Vision-2 L

w/ Double Acting Sick Bar



Optional: SCH Heavy Duty Cutting Bar



Model	A	B	C (Min)	C (Max)
150+80	59"	31"	24"	43"
150+100	59"	39"	24"	43"
180+80	70"	31"	24"	43"
180+100	70"	39"	24"	43"
210+80	82"	31"	24"	43"
210+100	82"	39"	24"	43"

## CRV Vision-1 L

w/ Rotary Blades



## CRV Vision-2 L

w/ Rotary Blades



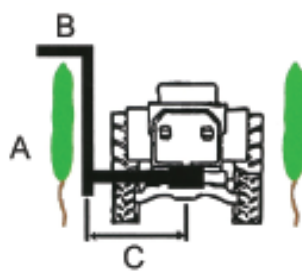
## CRV Vision Plus U

w/ Rotary Blades



Specs for CRV Vision-1 L

Model	A	B	C (Min)	C (Max)
3+1	41"	17"	28"	47"
3+2	41"	29"	28"	47"
4+1	55"	17"	28"	47"
4+2	55"	29"	28"	47"
4+3	55"	41"	28"	47"
5+1	69"	17"	28"	47"
5+2	69"	29"	28"	47"
5+3	69"	41"	28"	47"
6+2	82"	29"	28"	47"
6+3	82"	29"	28"	47"



Available with Hydraulic Levers or Electrohydraulic Joystick

### VI Frame:

- Hydraulic Distributer 4+1
- Hydraulic Lifting 24"
- Hydraulic Lifting Vertical Frame +/- 15°
- Hydraulic Side Shift 12" + Manual 8"
- Hydraulic Tilting Horizontal Bar 90°
- Manual Adjustment Horizontal Bar Height 14"

### Tractor Requirements:

- Double-Acting Hydraulic Distributor
- Pressure Free Case Drain
- 8 GPM Hydraulic Flow Output

Configurations for a Variety of Trellis and Growing Styles



# Vision Accessories

Also Available as  
Stand Alone Machines

## DRF Leaf Remover


### Single

- Right Leaf Remover Head (20" rollers + 24" fan)
- 180° Rotating System (T1 Frame)
- Requires Attachment Coupling
- Requires 12 GPM Hydraulic Flow
- Optional: 25" Front Cutter Bar



### Double

- Pair of Leaf Remover Heads (20" rollers + 24" fan)
- Requires Attachment Coupling
- Requires 16 GPM Hydraulic Flow



## SRV Sucker Remover

- Right or Left Side Sucker Remover for All Frames w/ 50x50 Support Pole
- Requires 8 GPM Hydraulic Flow



Round Soft



Square Hard



Large Strips



## CPL Pre-Pruning

- Requires 7+1 Joystick
- Requires Attachment Coupling
- Requires 9 GPM Hydraulic Flow
- Available in 4, 6, 8, 10 Blades
- Compact Blades Available



## SVC Vine Catcher

- Requires 4+1 Joystick
- Requires Attachment Coupling
- Requires 2x13 GPM Hydraulic Flow
- Hydraulic Stand for Storage
- Automatic Opening System



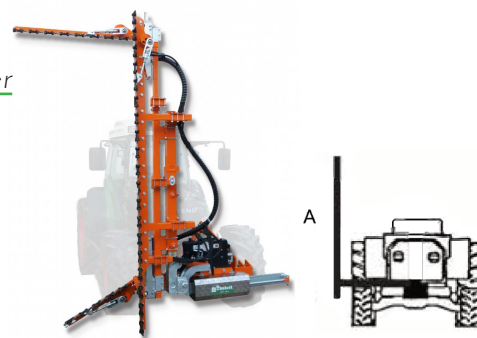


# Orchard Essentials

## CRF

### *Orchard Pruner*

High density orchard pruner suitable for a variety of trees including apple, apricot, cherry, and olive up to 13 feet tall. The sickle bar with SCH teeth can cut branches up to 1.6" thick. A number of accessories are available to adapt to your needs, including hydraulic tilting and rear rotation, as well as a "window" cutting kit that allows sunlight to penetrate the canopy and reduces hand labor during pruning.



## AN1 & AN2

### *Sweeper*

Sweeper with nylon whips for vineyards and orchards. It is available with single or double front mounting frame or with a connection to be mounted on a shredding mower in order to do two working steps at the same time.



## FLORIX

### *Flower Thinning Machine*

The Florix flower thinning machine, presented by Agrox and Rinieri, with a patented system that revolutionises fruit thinning for all species requiring treatment (apples, stone fruit, etc.) combining effectiveness, innovation and sustainability. An operation that requires precision, uniformity, delicacy and that Florix performs with great ease of use, mobility and modular speed.

The machine is the most valid alternative to the use of chemical products and is irreplaceable in organic cultivation. Florix guarantees full efficiency, maximum modularity and adaptability and rapid return on investment. It is a patented flower thinning system that respects plants and the environment.



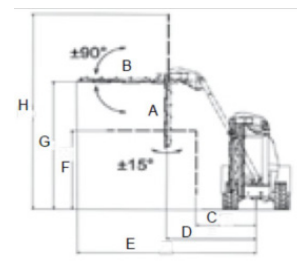
Rinieri FLORIX Flower Thinning Machine



# Orchard Pruners

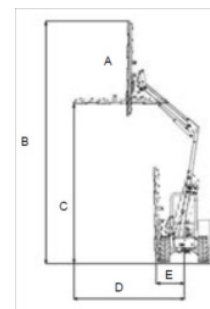
## ORP

Orchard pruner suitable for several types of cultivation including cone, mono-cone, or high density for machine harvesting. The frame has 4 hydraulic movements controlled by joystick. Can be used with 1 or 2 saw disc bars, for the option to cut the side and top at the same time. Discs can handle branches up to 3" thick.



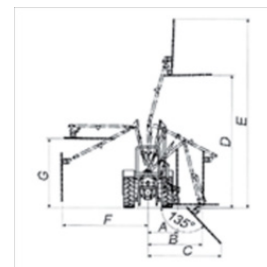
## ORSX

The Orchard Pruner ORSX with Discs is a versatile machine designed for efficient pruning in orchards. It features a proportional distributor (4+1), hydraulic lifting (4.75 feet), and a hydraulic tilting column for easy operation. Equipped with 23.5-inch disc bars cutting branches up to 3" thick.



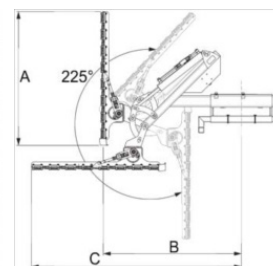
## BRM

Hedge trimmer with cutting bar (47", 59", or 79") for pruning branches up to 1.2" thick. Reversible frame performs perfect cuts on both sides of the tractor. Can be used with small tractors, 25 HP minimum.



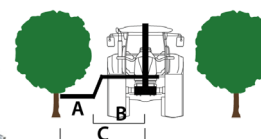
## BRE

Hedge trimmer/bush cutter for use with mini-loaders and front loaders. Frame with cutter bar (47", 59", or 79") for pruning branches up to 1.2" thick. Joystick controlled for easy use and precision on any cutting geometry.



## CRB-X

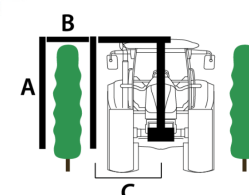
Orchard Pruner for skirting cuts on citrus and traditional orchard trees. Available with single or double saw disc bars which can handle branches up to 3" thick. Comes equipped with a spring safety joint to avoid damaging the plants.



# Bush Pruner

## CRV-X Tower 1 Plus U

Blueberry bush pruner with saw disc cutting bars. Heavy duty central column supports hydraulic lifting and tilting, as well as side shift. The U shape allows for pruning on both sides of the bush with one pass.






# Cultivators

## Bio-Dynamic

The Bio-Dynamic product line is designed for fast weeding in vineyards and orchards with working speed up to 9 MPH. The two main components of the machine are the Bio-Disc, which tills the soil and moves it towards the plants, and the Bio-Star, whose fingers work the soil between the plants. The Bio-Star is available in different sizes and consistencies for your specific needs.



*SRL Sucker Remover*



*RSI 65 In and Out Mowing Wheel*




*Available in Duo Format*

## EL In-Row Cultivator

The original in-row power harrow for vineyards and orchards is the result of 30 years of development. Thanks to its tilting working head, the EL can work in difficult conditions and on hillsides. This cultivator removes grass from the ground and does not make any tillage pan. Attached by 3 point hitch and PTO shaft driven with a hydraulic pump that controls the touch bar. Counter-rotating vertical tines ensure optimal cultivating while keeping the soil level and avoids hard-pan. Ideal for stony conditions and can handle tall weeds.



*EL 140*






# Cultivators

## AI 15

Fixed front plow with an in-and-out rear plow allows for de-hilling and root pruning for vineyards and similar crops. Attached 3 point linkage with independent hydraulic distributor. Additional furrows can be added in order to increase the working width and row ridging. Optional plow in opposite direction for hilling up toward the vine. Suitable for all types of soil. PTO shaft driven.

*Protect from winter freeze using hill up option!*



## Turbo

The Turbo with hoeing blade avoids plants by 90° rotation of the tool, allowing working speeds of up to 6 MPH in good conditions. It is equipped with a trolley with adjustable wheels and front furrow opening disc, allowing for ecological weeding control, even when plantings are very close together.



## Turbo PRT

Inter-row rotary tiller with Turbo PRT tool holder for orchards and vineyards designed to eliminate weeds and manage the soil under the row without damaging the plant. The working head is composed of two rotors with vertical axes that work optimally in loose or soft soil. Other tools can be mounted such as a wire suckering head, weeding blade, disc cutter, mini shredder, lawnmower, rotary harrow.

*One Machine, 7 Tool Options!*



## Turbo Evo

The Turbo Evo tool is supplied with both a front and rear mount frame and comes equipped with hydraulic reservoir and adjustable gauge wheels. This versatile tool can use a variety of attachments: power harrow, mini shredder, hoeing discs, Turbo hoeing blade, sucker remover, cultivator disc, and plow.



*One Machine,  
7 Tool Options!*



# Inter-Row Tillage

## FRP Tandem Discs

Tandem mounted 20" disc harrows, perfect for work between rows. Very strong machines with four-disc groups to ensure optimal soil leveling.

*Widths available from 71" to 102"*



## ARP Ripper

The ARP is ideal for relieving compaction in nurseries. The unique wing design relieves hard-pan and nicely prunes roots. Optional roller and spader available.

*Width: 51"*



## FRM Disc Harrows

Disc harrow model with 24" cutting discs, equipped with anti-shock springs. Adjustable width and vertical hydraulic lift allow for easier movements. Rear roller has working depths from 3"-6". Models available with 8, 10, 12, 16, or 20 discs.

*Widths available from 45" to 112"*



## CM Deep Tine Cultivator

Cultivator equipped with anti-shock springs. Adjustable width and vertical hydraulic lift allow for easier movements. Rear roller has working depths from 6" to 10". Optional cage roller or lime & fertilizer drop box available.

*Widths available from 43" to 92"*





# Shredders

## TRD, TRF + TRC

The TRD is ideal for cutting grass and wood up to 3/4". Its sharp tools perform a clean and regular mowing.

The TRF is suitable for mid-size prunings up to 2". 2.75 lb hammers or Y flails available.

The TRC is an all-purpose tool for grass, corn, and wood pruning up to 2 1/4". Features an openable rear cover for dispersion of waste materials.

*Working widths available from 33" to 89"*



TRD



TRF



TRC



TRL



TRL-B



TRR1

## TRL + TRL-B + TRR1

The TRL is also a hammer action shredder suitable for branches up to 3". Rotor mounted on oscillating dual race ball that is fully protected from water and foreign bodies.

TRL-B is a low profile model that has a lowered transmission flank allowing it to pass under trees without damaging the fruits.


The TRR1 Reversible Shredder is ideal to collect and shred prunings up to 3". Featuring hydraulic movement with pick up inversion, double body with triple counter knives, adjustable pivoting rear wheels, cardan joint and free wheel gearbox, this machine is durable and versatile.

*Available working widths: TRL 49"-79"/TRL-B 50"-88.5"/TRR1 40"-69"*

## RSI 65

The RSI inter-row mower wheel with crossbar support for shredder installation and joint with spring for in and out movement, 25.5" diameter.

*Applicable to TRU, TRL, TRP models for vineyards and orchards.*



*Available in Duo Format*

# Mower/Cutter

## BRF

The BRF mower/cutter arm is suitable for pruning grass or small branches up to .8". Extendable arm is ideal for cleaning ditches, roadsides, or sloping banks.

*Cutting widths available from 20" to 35"*





## Vineyard Deleafers



Olmi's line of pneumatic vineyard deleafers allow optimal development of the grapes, increasing their quality and the overall health of the vine. Utilizing air flow does not damage the bunches during any period of growth. Deleafing improves the penetration of pesticides, increases aeration and prevents fermenting, and facilitates manual harvesting.

### Tractor Requirements:

- 50 Horsepower
- 540 RPM PTO Rotation
- 400F Weight: 860 lbs
- 400R Weight: 904 lbs




400F

400R

### Tractor Requirements:

- 50 Horsepower
- 540 RPM PTO Rotation
- 430F Weight: 926 lbs
- 430R Weight: 1,058 lbs



430F

430R

### Tractor Requirements:

- 80 Horsepower
- 750/1000 RPM PTO Rotation
- 470F Weight: 1,410 lbs
- 470R Weight: 1,146 lbs



470F


470R

## Orchard Deleafers

Olmi's orchard line has been specifically designed to ensure the effective and targeted leaf removal from trees, allowing selective elimination of leaves without risk of damaging the fruit. Removal of excess leaves results in a higher quality final product and higher value of harvested apples due to better coloring.

### Tractor Requirements:

- 80 Horsepower
- 750/1000 RPM PTO Rotation
- Working Zone: 51 inches
- Height Excursion: 118 inches
- Weight: 1,521 lbs



509F

### Tractor Requirements:


- 80 Horsepower
- 750 RPM PTO Rotation
- Working Zone: 55 inches
- Height Excursion: 130 inches
- Weight: 1,499 lbs



560F

### Tractor Requirements:

- 100 Horsepower
- 750 RPM PTO Rotation
- Working Zone: 82 inches
- Height Excursion: 138 inches
- Weight: 1,653 lbs




566F

Aerator/Decompactor



Happy Plant Weeder



Vine Auger



Olmi 400R Vineyard Deleafer





## Tree Diggers

Holmac tree diggers are a line of compact machines that allow you to operate in tight row and plant spacing. The turning blades allow you to dig out trees where other machines can't fit. This line provides great solutions for high density growers. Holmacs allow for faster approach, faster digging, and faster bag & basket time, leading to the ability to dig 2 1/2 trees in the same time it takes other brands to dig one.

### Standard Features on All Models:

- 3 Separate Pump Actions
- Vertical Tip Back Blade to lift the root ball
- Horizontal Blade Turn aids in quicker time to bag
- Adjustable Rubber Tracks (Move simultaneously for less stress)
- Blade Vibrations at 4,000 per minute for smoother operation
- Forward and Reverse speeds of 0 to 4 MPH
- Independent turn levers
- Roll Over Protection (ROP) & Seat Belt

**HOLMAC®**



HZC 25



HZC 30



HZC 32



HZC 40

## Treebinder

The Treebinder is a machine designed and patented to facilitate the packing of the plant on site before suckering. This operation saves time and personnel, but also makes better use of the space available for transporting the plants in lorries or containers. Can bind trees up to 23.5 feet.



HMC 28

## Pruning Platform

The HBK 3 is a platform built to simplify pruning work in nurseries thanks to a platform that lifts up to 9.5 feet, allowing personnel to prune up to 15.5 feet, operating in complete safety.





## Interpiquet

*Drag Mower*

Drag mower with mechanical driven swing arm that can be used to mow around trees, posts, and other barriers without any damage. Comes in a single or a double mower head format. Mower is direct PTO driven at 540 RPM with hydraulic tension control to adjust depth of swing. Each 3 blade disc mower head has a 47" cutting diameter with an adjustable height rear wheel. Each arm has a 10' outreach, so maximum cutting distance is 20' with the double.




Single

Double

## Biosystem RMB 1200

*Weeder*

Compact and robust machine designed for grass cutting and mechanical/ecological weeding in organic orchards and vineyards. Featuring a low profile and counterclockwise rotating rotor with reinforced wires, it efficiently distributes cut grass. The mulcher includes an electro-hydraulic automatic feeler for precise adjustments, hydraulic tilt for the rotor, and height-adjustable rollers for smooth maneuverability. With a hydraulic side shift, self-lubricating frame, and PTO gearbox (540 RPM), it adapts easily to uneven terrain.



## Spaders

### 001R Series

The 001R series is a lightweight spader with reduced dimensions that can be combined with small tractors, perfect for working in greenhouse, vegetable gardens and between vineyard rows. The angle of penetration of the small blades is adjustable and allows performance in a variety of situations.

### 005 Series

The 005 Series is composed of light spaders to be applied to tractors up to 35 hp. They are perfect for working the soil in vineyards, orchards, horticulture and nurseries. Equipped with a 3-speed gear lever and external slides for adjusting the working depth.

### 105 Series

The 105 Series includes machines with medium range characteristics, and are ideal to be used for working in vineyards, orchards, horticulture etc., even in hard soil conditions. Equipped with a 3-speed gear lever and internal or external working depth adjustment slides.

### 205 Series

The Tortella 205 Series of heavy spaders are suitable for use with all crop types. The configuration and sturdiness of the structure allow the machines to reach a good working depth and avoids clogging even in wet soil conditions. All machines are equipped with a 3-speed gear shift lever.





## Power Harrows

Ortolan Power Harrows are the preferred tillage tool to work the soil deeply without turning layers of soil – topsoil stays on top. The machine can also be set for shallow cultivation. An optional rear roller can smash missed clods to leave a fine seedbed ready for seeding. Used in conjunction with spaders these tools can do all your mechanical tillage and soil cultivation in a manner that best preserves your soil life and structure.



Alfa Series



Sirio Series



Beta Series



Omega Series



Gamma Series

## Stone & Sod Buriers

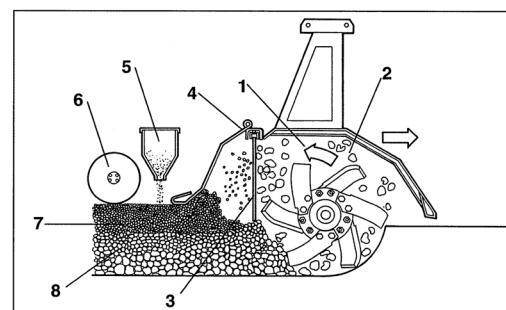
The SA and SB tillage machines are designed for working in stony soils and for preparing sowed middles for replanting. This tillage machine does primary, secondary, and finishes tillage in one pass. Your vineyard will have a finished look and the level rows it is easier for traveling on during regular operations.



SA



SB



1. Rotor Direction 2. Raised Material 3. Sorting Grid 4. Bonnet  
5. Seeder 6. Mesh Roller 7. Sieved Material 8. Deposited Stones

## CR-120-S

*All Crusher*



The CR-120-S is designed to crush stones, rocks, and stumps at a working depth of 4" to 8". It can be used for preparing land for vineyards, orchards, and crop sowing; preparing fire lanes; maintenance of dirt roads; stabilizing soil; and a variety of other applications. All wearing parts are made of Hardox and are replaceable individually, and every model is equipped with a rear grate that is hydraulically adjustable from the tractor. Working width of 47".





## Harvesting

### K530 Harvester

Vacuum harvester for all nut varieties, particularly effective for olives, hazelnuts, and chestnuts. The 33 foot hose grants a wide range to aid in efficient harvesting. Its compact size allows for use with small and medium sized tractors, making it more portable to reach a wider variety of collection areas.



### EU 2000/3000

Harvesting machines for nuts like chestnuts, hazelnuts, almonds, walnuts, etc. Separates product from the heavier waste material impurities are eliminated by a jet of air.



EU 2000

EU 3000

### Sweeping Harvesters

Mechanical harvesters suitable for reversible tractors and with hydraulic front lifting for walnuts, hazelnuts, and chestnuts.



K1300

K1800

K2300

## Cleaning

### Small/Big Pre-Cleaner

Chianchia's pre-cleaners are suitable for separating large impurities (twigs, foliage, soil etc) before passing them through the cleaners.



Small

Big

### S98/120 Cleaner Separator

This model is designed for the fast and accurate separations of all varieties of nuts from any debris collected during harvest. 2,600 lbs of nuts per hour.



### Electric Walnut Scaler

The electric walnut scaler is suitable for cleaning the product once it has been collected from the field and brought to the warehouse. With its wheels it can be easily moved for positioning during the work phase.





## Sorting/Shelling

### P80 Electric Sheller

Electric sheller made for shelling small to medium quantities of tree fruits including hazelnuts, pistachios, and almonds. The machine has a threaded knob for adjusting the size of nuts being processed.



### P80 Super Electric Sheller

Machine comes with a roller system designed to sort shelled fruit by size. Suitable for shelling large batches of nuts, particularly hazelnuts. Has hourly capacity of 55 lbs per hour.



### P250/300 Electric Sheller w/ Load Conveyor

Machines for shelling nuts with striking plate shelling system. Loading carried out by a conveyor with speed regulation. Sorted through a half-lunate and half-perforated roller system. Can process between 130 and 155 lbs per hour.



## Drying

### Solar 2000

The Chianchia Solar 2000 is suitable for the simple and economical drying of forest fruits in shells such as hazelnuts, chestnuts, almonds, walnuts, pistachios, etc. With the addition of accessories, it can be used for drying organic cereals. Its small size and low height allow it to be used in particularly narrow spaces with reduced consumption. Various models to support drying capacity needs.





**BDi** Machinery

51 Race Street  
Macungie, PA 18062



FARMING MADE BETTER  
**ONE MACHINE AT A TIME**

(610) 966-2444 • [www.BDiMachinery.com](http://www.BDiMachinery.com) • [Sales@BDiMachinery.com](mailto:Sales@BDiMachinery.com)